

ISK RIJN IJSSEL

ACADEMIC YEAR 2025-2026

Dear student,

Welcome to ISK Rijn IJssel.

In this booklet you will find a lot of information about our school. Please read this booklet with your family, mentor or guardian. If you have any questions, please contact your teacher or mentor.



We wish you good luck!

1. YOUR INFORMATION

All students receive a student number and an account from Rijn IJssel. Please write down your student number, username and password carefully. You will need this information often.

With the Rijn IJssel account, you can:

- Log into the Rijn IJssel network.
- View your schedule in Magister.
- Work with digital learning materials.
- Download the Microsoft Office package.

These are the apps you need on your phone:

Microsoft Authenticator:



Magister:



Personal data

! Important: If you have a new address, phone number, or email address, inform your mentor as soon as possible.

2. WHAT IS ISK RIJN IJSSEL?

ISK stands for Internationale Schakel Klas (International Transition Class). This ISK is part of Rijn IJssel. This school is for young people aged 16 and 17 who do not speak Dutch well enough yet. Here you will learn the language and be prepared for education in the Netherlands. Most students are refugees. Our students come from different countries, from all over the world. They are in the same class together. That's why we speak Dutch with each other right away at school.

Young people aged 12-15 go to another ISK in Arnhem.

What do you learn?

- Dutch as a second language (NT2)
- Math
- Knowledge of Dutch society

Sometimes other subjects are also taught, such as:

- English
- Career orientation and guidance (LOB)
- Mathematics
- Arts and Culture (CKV)
- Technology
- Sports
- World Orientation (WO)



The mentor

Every student at our school has a mentor. The mentor is one of the teachers. The mentor talks to you regularly and sometimes with your guardian/parents about how you are doing at school. If you have problems at school, you can go to the mentor. He/she can give you advice or refer you to other forms of help.

For example in case of:

- learning difficulties
- mental health issues
- financial problems
- problems with other students at school

Some figures about our ISK:

- +/- 300 students
- 18 classes
- +/- 40 teachers
- 3 teaching assistants
- 1 truancy coordinator
- 1 practical instructor
- 1 day per week: a pedagogue and a speech therapist
- 35 volunteers



What does your week at school look like?

You go to school from Monday to Friday. You have approximately 15 lessons per week, with each lesson lasting 90 minutes. You have a break after each lesson.

Every day is different. You have an app on your phone called Magister, where you can find your schedule. Be sure to check the app daily as the schedule may change. Attendance in all lessons is mandatory.

In the lesson, we use various teaching methods:

- Sometimes you work alone (independently) in the book or on the computer.
- Sometimes you have to work with a few other students.
- Sometimes the teacher teaches the whole group.
- In some lessons, you work with a volunteer.

The teacher decides on the activities during the lesson.

Homework is very important due to the short time at ISK: maximum of 2 years. It can be challenging for students to learn Dutch well in 2 years, so daily homework is recommended. You can learn at your own pace. Some things you can do at home including:

- Completing assignments given by the teacher
- Reviewing the lesson material
- Learning vocabulary
- Practicing the Dutch language even when you're not at school
- Doing additional exercises online

Practicing online:

- www.nt2taalmenu.nl
- www.oefenen.nl
- Youtube: NT2
Woord voor woord
Dutchies to be
- App: Duolingo

When does your education at ISK end?

You can attend ISK for up to 2 years after arriving in the Netherlands. Afterward, most students move on to further education. Your mentor or career counselor will discuss your future after ISK. They will provide advice on which further education suits you best and assist with the enrollment process. The decision on acceptance lies with the new school, not ISK.

If you are 18 years or older

Even when you turn 18, you are obliged to go to school. If your attendance is not sufficient, you can be deregistered. You will no longer be allowed to attend school.

If you want to stop attending the ISK, first talk to your mentor. He/she can give you advice on your future after the ISK.

The levels of Dutch

These are the language levels:

A0	<A1	A1	<A2	A2	<B1	B1	<B2	B2	<C1	C1
----	-----	----	-----	----	-----	----	-----	----	-----	----

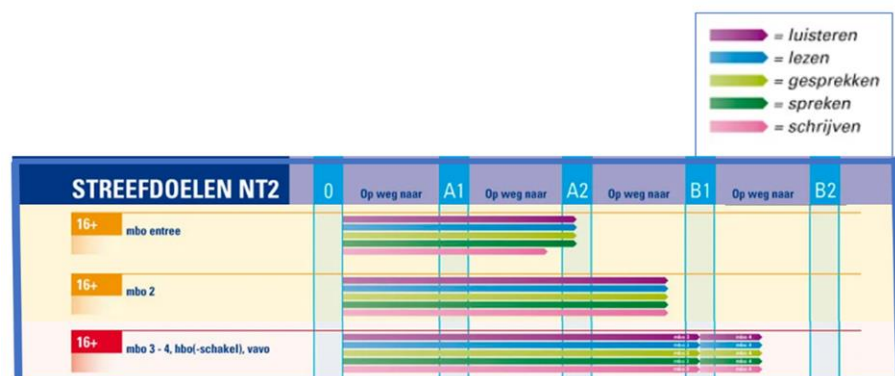
We assess your language level 3 or 4 times a year. We use the TOA tests for this.

You will then receive 4 tests: reading, listening, speaking, and writing.

After the test, the mentor will discuss the results with you. You will also receive advice.

If you have achieved at least level A2 in all 4 tests, you can go to another school (MBO level 1). It takes an average of 1.5 years to reach level A2.


In the image below, you can see the language levels required for follow-up courses:



The levels of mathemati

Mathematics lessons are mandatory at the ISK and in MBO education. You will be tested on your mathematics level 3 or 4 times a year. The levels are shown below.

Some follow-up courses require a minimum level of mathematics.



The development scores with the reference levels

3. WHAT DO YOU NEED AT SCHOOL?

You need to buy and bring to school:

- A bag, a pen, a pencil, an eraser, a sharpener, and earphones.
- For PE: sportswear, sports shoes, and a towel.
- For break time: a mug and/or a water bottle.
- Bring food and drinks to school. You can fill your water bottle at school. It's free. You need your own bottle for this.
- Coffee and tea can be purchased from the vending machine. You need to pay with a bank card.

You need your own cup for this.

- Transportation: a bike or an OV-chipkaart.
- A smartphone
- A laptop, if possible.



You will receive from school and must bring every day:

- A methodology book for NT2 (Dutch as second Language)
- Sometimes an additional book.
- A notebook
- Folders to store worksheets.
- If you have a laptop, you must also bring it every day.

Note: The ISK Rijn IJssel cannot provide laptops or travel expense reimbursement to students. These are the student's responsibility. Sometimes Nidos or the municipality can provide assistance. Inquire with your mentor.

4. AGREEMENTS

At school:

- Arrive on time.
 - Put your bike in the bike shed.
 - Walk calmly through the halls.
 - Listen to all staff.
 - Keep the toilets, classrooms, and cafeteria clean.
 - Dispose of waste in the correct bins.
 - You are not allowed to take photos or videos at school.
 - You are not allowed to smoke or vape on school grounds.
- Smoking or vaping is only allowed outside the school gates.



Outside of school:

- People live near the school. Treat the residents and their property with respect.
- Drive slowly down the street and don't talk too loudly.
- Do not throw your waste on the street, but in the trash cans.
- Do not throw the cigarette butts on the floor. Extinguish your cigarette well and throw it in the trash.

In class:

- You only use your mobile phone with permission from the teacher.
- You are not allowed to make calls or text during class.
- At the beginning of some lessons, you must hand in your mobile phone to the teacher. You will get the phone back at the end of the class.
- The teacher opens and closes windows and doors.
- Leaving the classroom during class is only allowed with permission from the teacher.
- Use the restroom during the break.
- Do not eat or drink in the classroom. Drinking water is always allowed.
- Listen to each other and to the teacher.
- Treat others with respect.
- Leave the classroom tidy. Push in your chair and throw garbage in the trash can.

Social media:

- We only talk about school matters.
- We write in the best possible Dutch.
- We show respect for each other in the group chat.
- We do not share photos of each other.

5. IF YOU CANNOT COME TO SCHOOL

Students at the ISK Rijn IJssel are required to come to school every day. Everyone in the Netherlands who is under 18 years old is entitled to free education. However, there are also duties: you are required to attend school.

We use Magister to register attendance.

Teachers record each lesson in Magister for each student:

- present
- unauthorized absence or
- too late

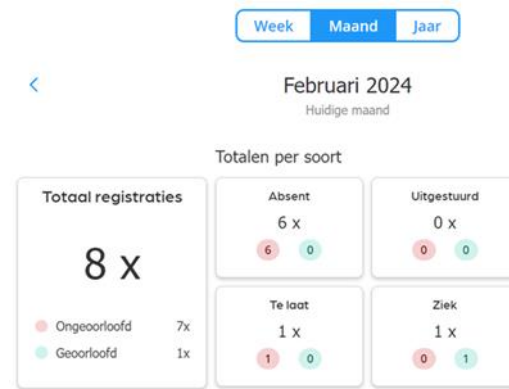


Unauthorized absence (ongeorloofd afwezig)

We consider unauthorized absence when a student is not at school without a valid reason. A student who is absent will be called after the 1st lesson. Parents/guardians will also be called.

If a student is unauthorized absent for 16 hours or more in a period of 4 weeks, the truancy officer of the municipality will be informed. This may have consequences for you and your parents/guardians.

If a student is over 18 years old and is frequently unauthorized absent, the school may decide to deregister him/her. Then you are no longer allowed to attend the ISK.



Too late?

Report to the reception and you will receive a green note. After 20 minutes, you may proceed to the lesson, but the teacher will record you as unauthorized absent for the entire lesson.

Authorized absence (geoorloofd afwezig)

If you are unable to attend a lesson due to illness or other important appointments, a parent or guardian must inform the school in the correct manner. You may not call or text the school by yourself. Read below for instructions.

Unwell?

If you are under 18 years old, your parents or guardians must call the reception before 9:00 am. Sending an email is also allowed. They will need your student number for this. This way the reception can easily find your name in Magister.

Phone number: **026 312 92 22**
Email: isk-verzuim@rijnijssel.nl

It is not possible to report illness via Whatsapp.
If you are over 18, you must call the school yourself.

If you are still ill the next day, your parents/guardian must report illness again. Reporting illness for multiple days is not possible.

Reporting illness during the school day

If you are seriously ill so that you cannot stay at school any longer, you must discuss this with your mentor or teacher. The teacher will give permission or not. If you do not get permission, you will be considered as unauthorized absent.

Here is what you need to do:

- Ask your teacher for a yellow note.
- Fill it out completely.
- Ask for a signature from your mentor or the teacher you have at that moment.

Absence request


Appointments should be made after school hours. Sometimes that is not possible, and then you must request absence. You must do this three days in advance. Here is what you need to do:

- Ask your teacher for a yellow note three days in advance.
- Fill it out completely.
- Ask for a signature from your mentor or the teacher you have at that moment.
- Submit the completed note to the attendance coordinator.
- If you do not get permission, you will be considered as unauthorized absent.

For long-term absence, your legal representative must submit a written request to the director. If you are 18+, you may do this by yourself.

6. ADDRESSES AND PHONE NUMBERS

Locatie	Adres
Veluwestraat	<p>Veluwestraat 120, 6813 EE Arnhem</p> <p>From Arnhem Central Station:</p> <ul style="list-style-type: none">• 15 minutes walking• Bus 10 towards Papendal <p>Get off at stop: Van Wageningenstraat Noord</p>



7. CONTACT

For absence request:

Email address: isk-verzuim@rijnijsel.nl

Phone number: **026 - 312 92 22**

8. HOLIDAYS 2025 - 2026

School Holidays

- Autumn Break: **October 13 to October 17, 2025**
- Christmas Break: **December 22, 2025 to January 2, 2026**
- Spring Break: **February 16 to February 20, 2026**
- May Break: **April 27 to May 1, 2026**
- Summer Break: **July 13 to August 21, 2026**

Public Holidays / Special Days

- First day of school: **September 1, 2025**
- Good Friday: **April 3, 2026**
- Easter Monday: **April 6, 2026**
- Liberation Day: **May 5, 2026**
- Ascension Day: **May 14, 2026**
- Day after Ascension: **May 15, 2026**
- Whit Monday (Pentecost Monday): **May 25, 2026**